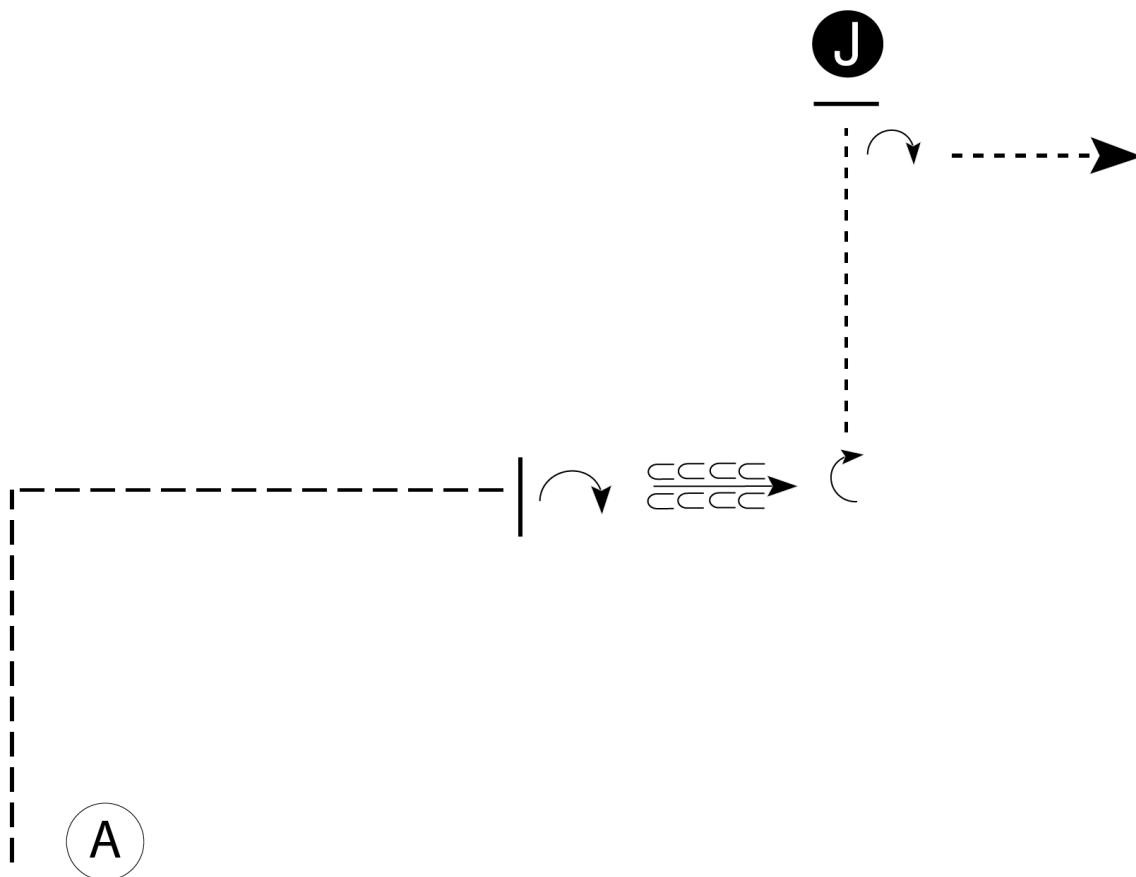


# Blue Water Horseman's Association

## #5-7 Showmanship (19 & over, 14-18, 13 & under)

Show Date: 07-06-2025



Be ready at A.

1. When acknowledged, trot a square corner to center of pattern.
2. Stop and perform a 180 degree turn.
3. Back approximately one horse length.
4. Perform a 90 degree turn.
5. Walk to Judge.
6. Stop and set up.
7. Inspection.
8. Perform a 90 degree turn and walk off.

Walk -----  
Trot - - - - -  
Back ←   
Marker (B)  
Judge (J)

[S/WT-126]

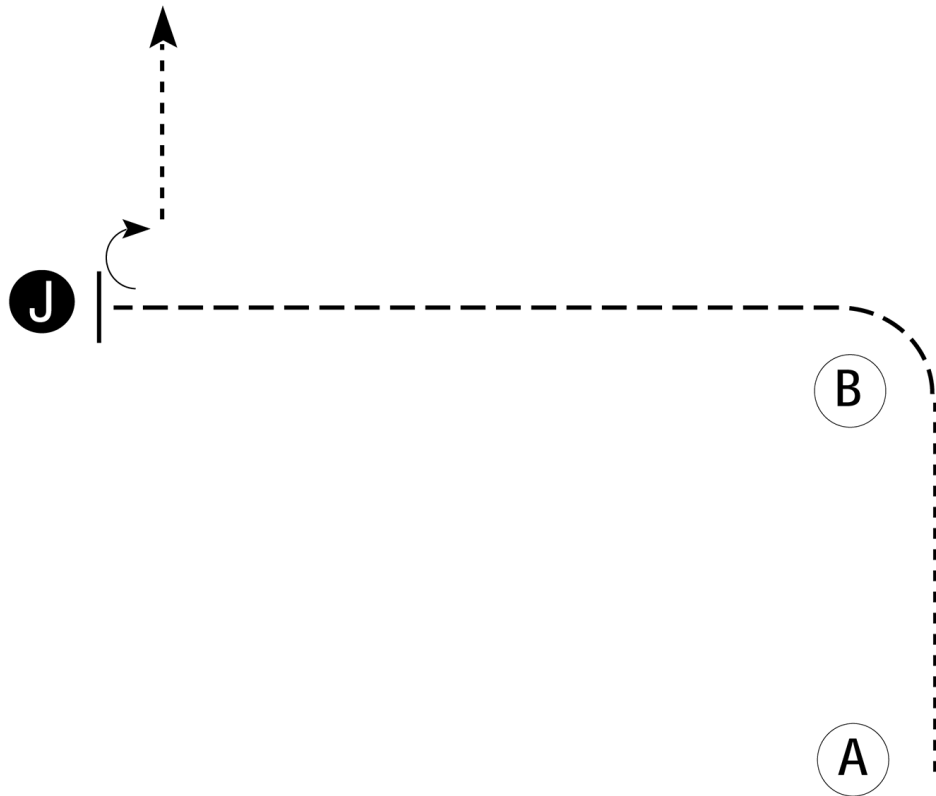
Pattern Provided by:

*Lucy Brown*

# Blue Water Horseman's Association

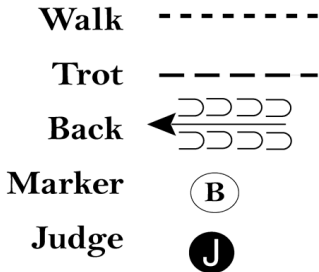
## #8 Pee-Wee Showmanship (10 & under)

Show Date: 07-06-2025



Be ready at A.

1. Walk from A to B.
2. At B, trot to judge.
3. Stop and set up for inspection.
4. When dismissed, turn 90 degrees and walk away from judge.
5. Follow the instructions of your ring steward.




[S/WT-11]

Pattern Provided by:

*Lucy Brown*

[www.HorseShowPatterns.com](http://www.HorseShowPatterns.com)

[www.HorseShowPatterns.com](http://www.HorseShowPatterns.com)

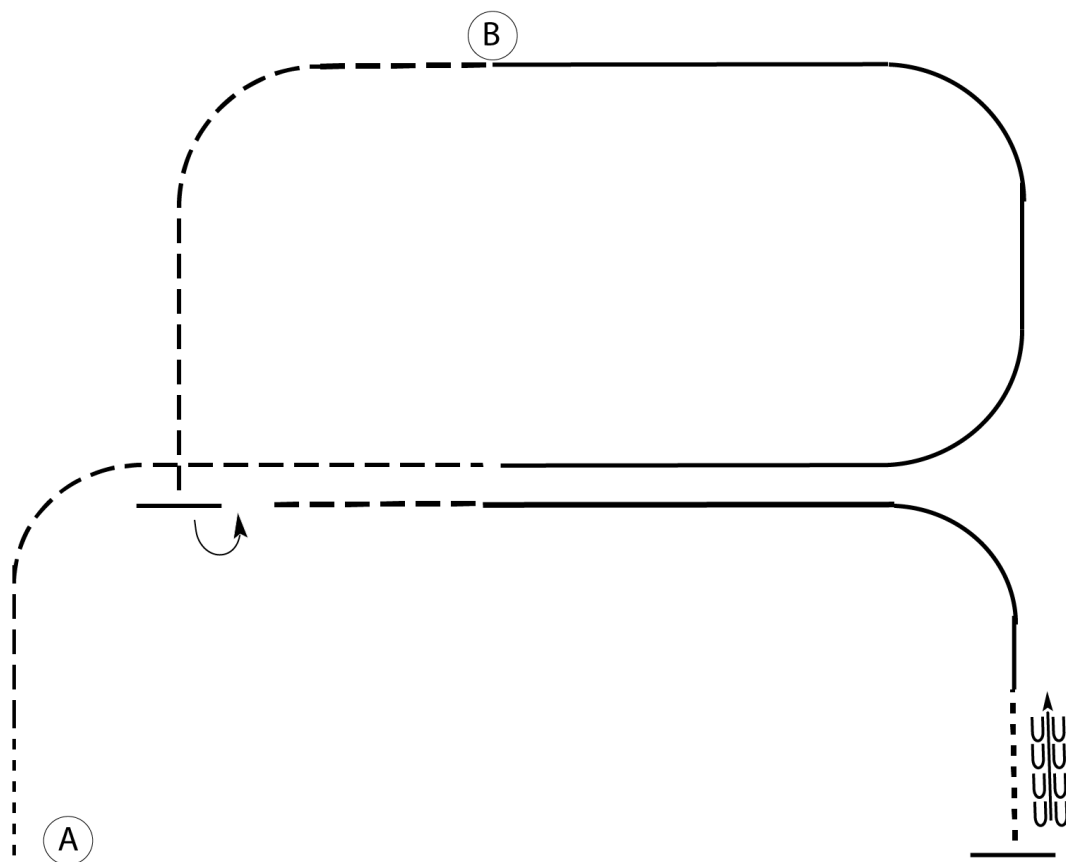


*Lucy Brown*

# Blue Water Horseman's Association

## #22-24 English Equitation (19 & over, 14-18, 13 & under)

Show Date: 07-06-2025



Be ready at A.

1. Forward walk for approximately 2 strides.
2. Trot on the left diagonal to center of pattern.
3. Canter on the left lead to B.
4. Trot on the right diagonal until halfway to A.
5. Stop and perform a 90 degree turn on the forehand to the left to change direction.
6. Sitting trot for 2-3 strides.
7. Canter on the right lead around corner.
8. Forward walk until even with A.
9. Stop and back.

Pattern is complete.

Walk	-----
Trot	- - - - -
Extended Trot	— — — — —
Canter	—————
Leg Yield	
Lead Change	↗ ↘
Back	← ← ←
Marker	(B)
Sidepass	← — — — — →
Hand Gallop	—————

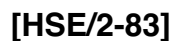
[HSE/1-115]

Pattern Provided by:

*Lucy Brown*

www.HorseShowPatterns.com

[www.HorseShowPatterns.com](http://www.HorseShowPatterns.com)

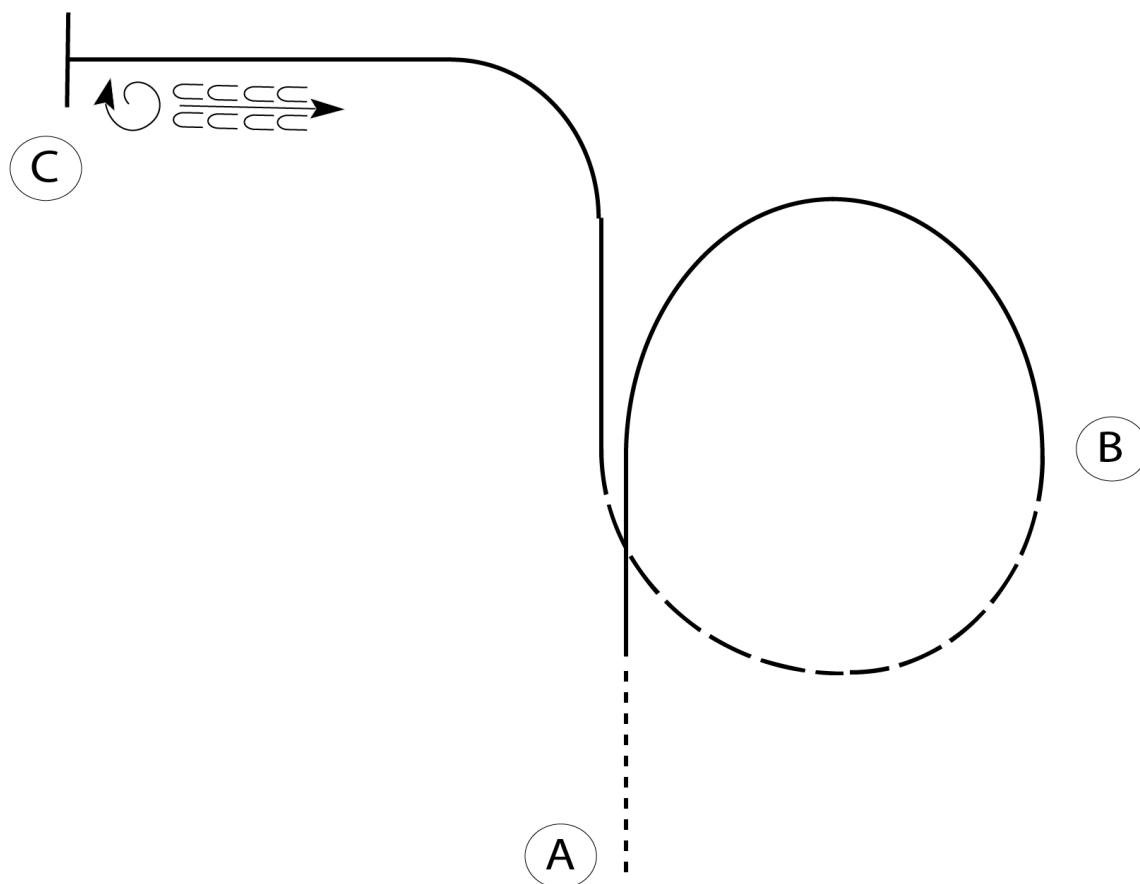


*Lucy Brown*

# Blue Water Horseman's Association

## #32-34 Western Horsemanship (19 & over, 14-18, 13 & under)

Show Date: 07-06-2025



Be ready at A. Not being ready at A is considered LATE.

1. Walk FORWARD approximately 2 horse lengths from A.
2. Lope right lead until even with B.
3. Continue the lope in a half circle until even with B.
4. Extended jog to close the circle.
5. Left lead lope in an arc to C.
6. Stop and perform a 360 degree turn right.
7. Back approximately 5 steps. Pattern is complete.

Walk	-----
Jog	-----
Extended Jog	-----
Lope	-----
Lead Change	
Back	
Marker	(B)

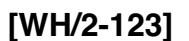
[WH/2-121]

Pattern Provided by:

*Lucy Brown*

[www.HorseShowPatterns.com](http://www.HorseShowPatterns.com)

[www.HorseShowPatterns.com](http://www.HorseShowPatterns.com)



©2025 HorseShowPatterns.com. All Rights Reserved.

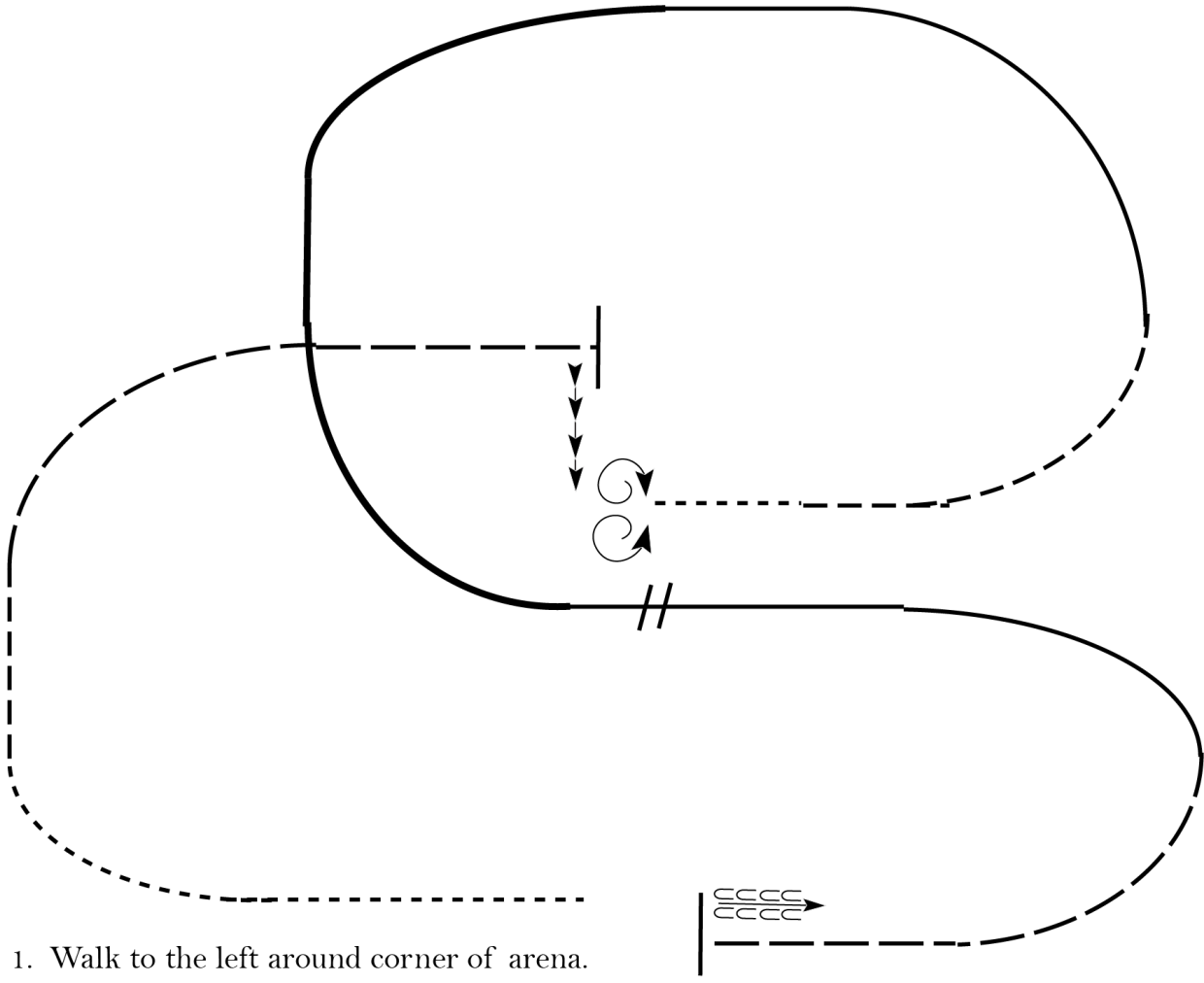
# Blue Water Horseman's Association

## #36 Ranch Riding

Show Date: 07-06-2025

www.HorseShowPatterns.com

www.HorseShowPatterns.com



1. Walk to the left around corner of arena.
2. Trot
3. Extend alongside of the arena and around the corner to center.
4. Stop, side pass right
5. 360 degree turn each direction (either way 1st)
6. Walk.
7. Trot.
8. Lope left lead
9. Extend the lope
10. Change leads (simple or flying)
11. Collect to the lope
12. Extend trot
13. Stop and back

Walk	-----
Jog	- - - - -
Extended Jog	— — — —
Lope	
Lead Change	
Back	
Marker	(B)

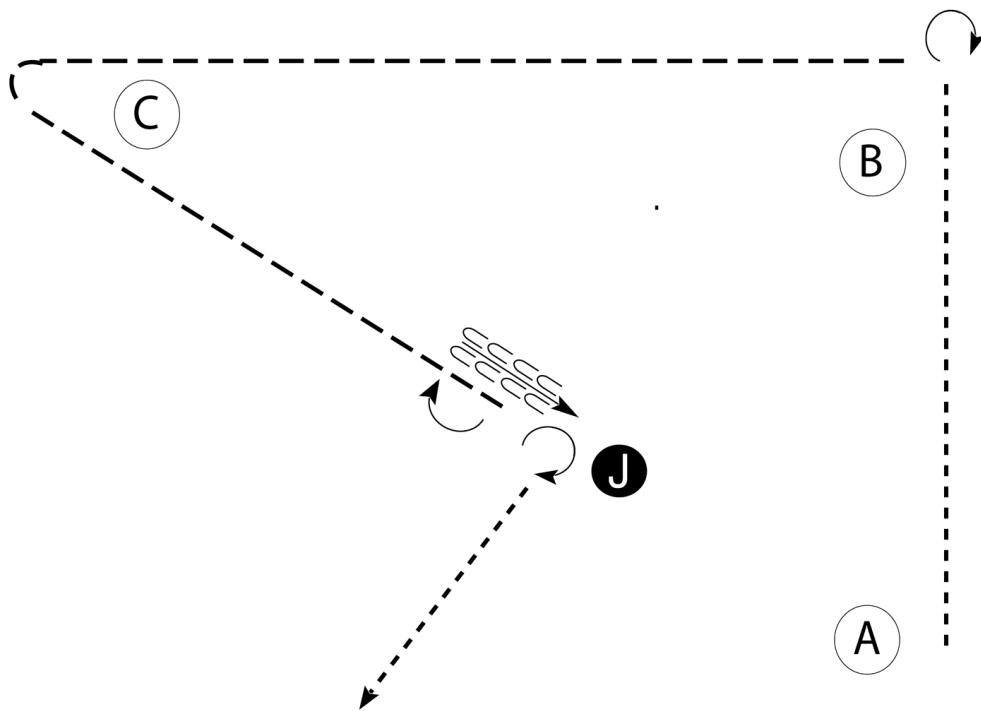
Pattern Provided by:  
*Lucy Brown*



# Blue Water Horseman's Association

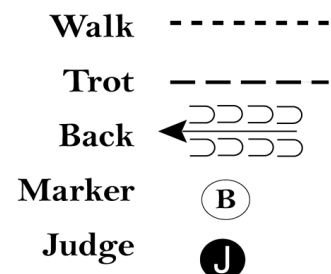
## Showmanship Sweepstakes

Show Date: 07-05-2025



Be ready at A.

1. Walk to and past B.
2. Turn 270 degrees.
3. Trot to and around C.
4. When 2 horse lengths from the judge, stop.
5. Turn 180 degrees.
6. Back to judge and set up for inspection.
7. When dismissed, turn 270 degrees and exit at a walk.



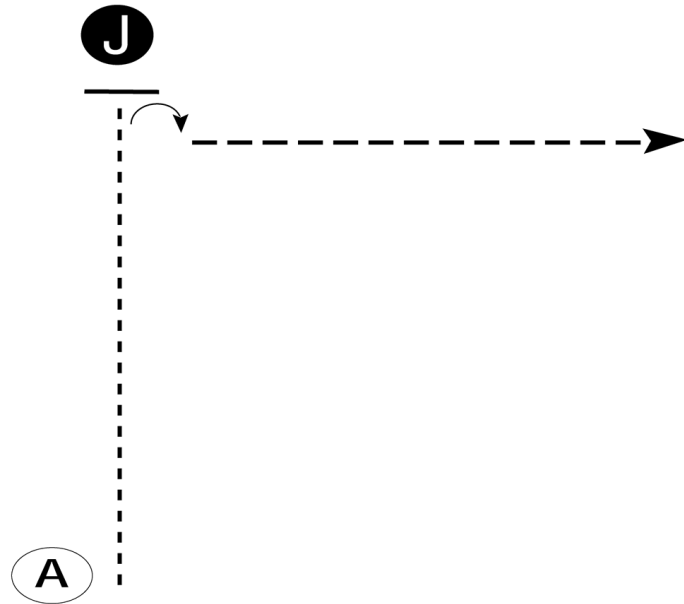
[S/2-25]

Pattern Provided by:  
*Christina DeSota*

# Blue Water Horseman's Association

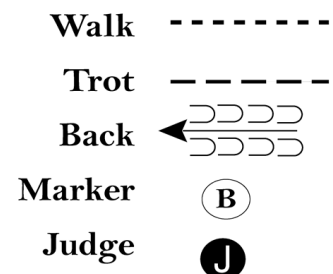
## Pee Wee Showmanship

Show Date: 07-05-2025



Be ready at A.

1. Walk from A to Judge.
2. Stop and set up for inspection.
3. When dismissed, perform a 90 degree turn.
4. Trot away from judge.
5. Follow the instructions of your ring steward.



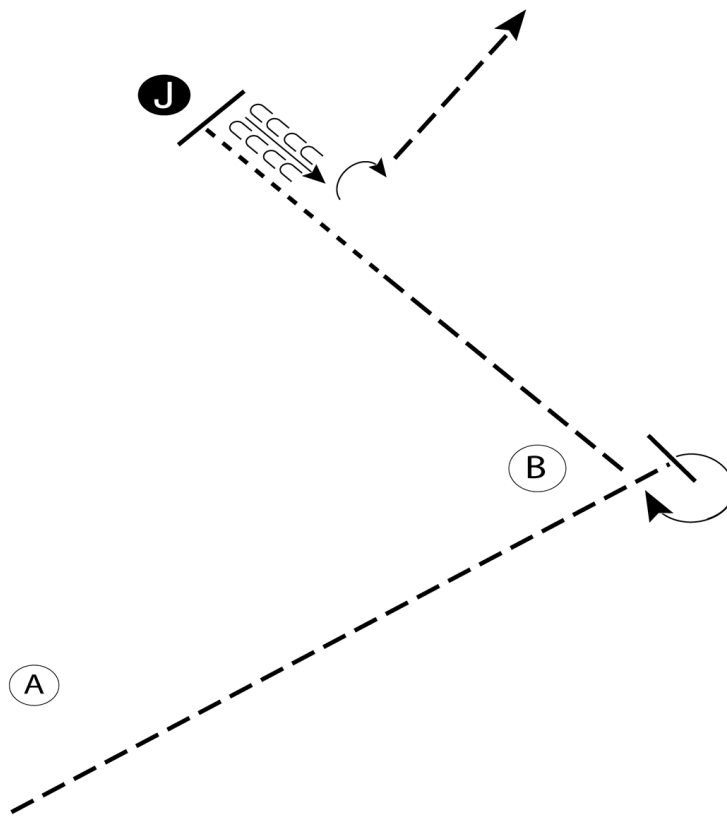
[S/WT-13]

Pattern Provided by:  
*Christina DeSota*

# Blue Water Horseman's Association

## Showmanship 13 & under

Show Date: 07-05-2025



Be ready at A.

1. Trot past B and stop
  2. Perform a 270 degree turn
  3. Trot halfway to the Judge
  4. Break to the walk and walk to the Judge
  5. Stop and set up for inspection
  6. When dismissed back one horse length
  7. Perform a 90 degree turn and trot to the line-up
- Follow the instructions of your ring steward.

Walk	-----
Trot	-----
Back	←-----
Marker	(B)
Judge	(J)

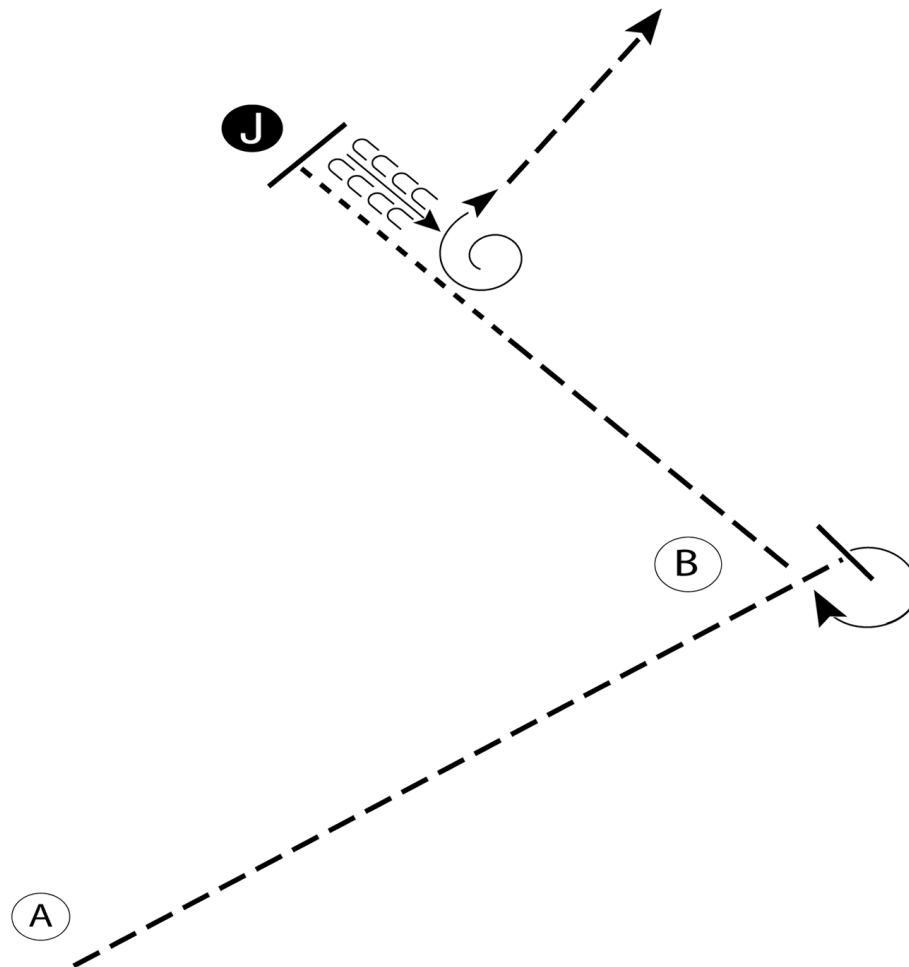
[S/1-27]

Pattern Provided by:  
*Christina DeSota*


# Blue Water Horseman's Association

## Showmanship Classes 5 & 6 (14 -18 & 19 and over)

Show Date: 07-05-2025



1. Begin at A. Trot past B and stop
2. Perform a 270 degree turn
3. Trot halfway to the Judge
4. Break to the walk and walk to the Judge
5. Stop and set up for inspection
6. When dismissed back one horse length
7. Perform a 450 degree turn and trot to the line-up

Walk	-----
Trot	- - - - -
Back	← 
Marker	(B)
Judge	(J)

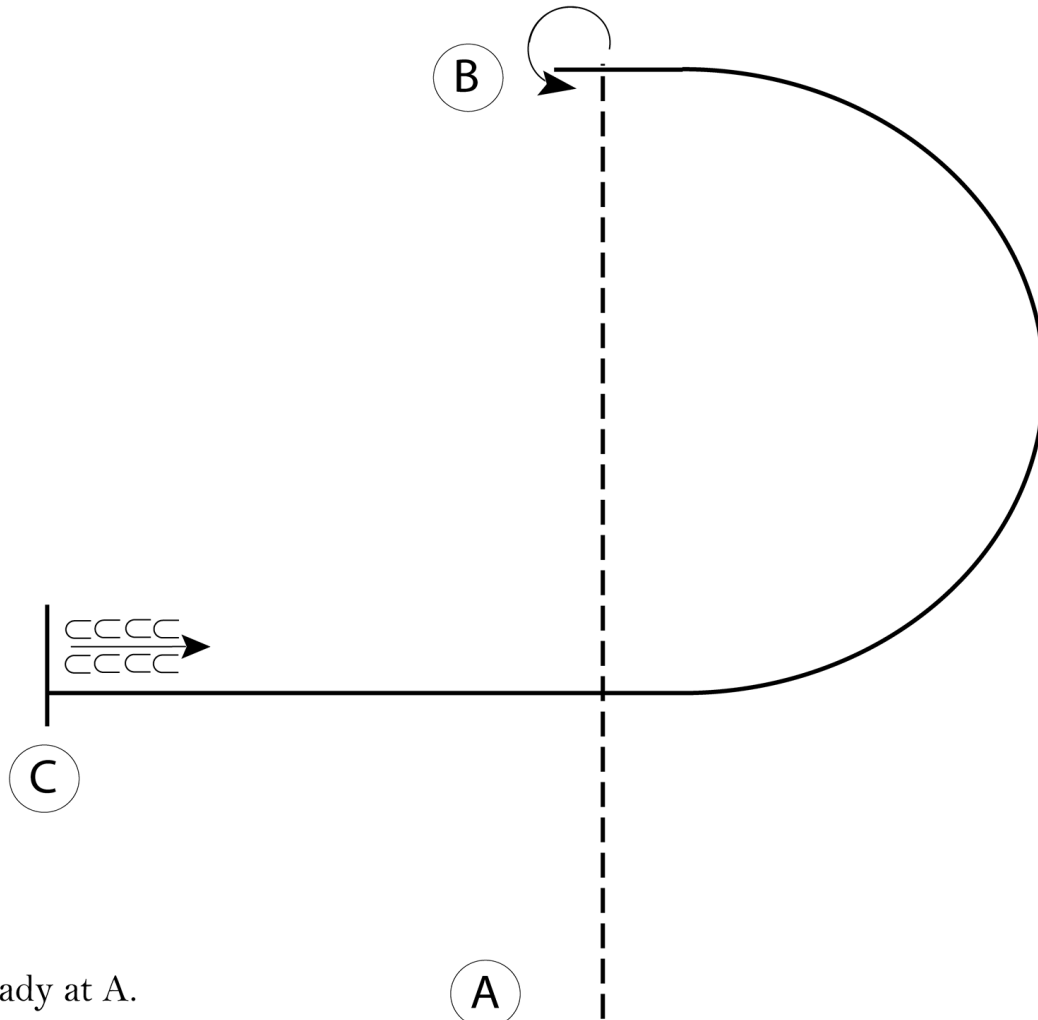
[S/2-27]

Pattern Provided by:  
*Christina DeSota*

# Blue Water Horseman's Association

## English Equitation Classes 22-24

Show Date: 07-05-2025



Be ready at A.

1. Posting trot on the left diagonal from A to B.
2. At B, stop and perform a 270 degree turn on the forehand to the left.
3. Canter on the right lead from B to C.
4. At C stop and back approximately one horse length.

Follow the instructions of your ring steward.

Walk	-----
Trot	- - - - -
Extended Trot	— — — — —
Canter	—————
Leg Yield	
Lead Change	↗ ↘
Back	← ← ← ← ←
Marker	(B)
Sidepass	← — — — — →
Hand Gallop	—————

[HSE/1-30]

Pattern Provided by:  
*Christina DeSota*

# Blue Water Horseman's Association

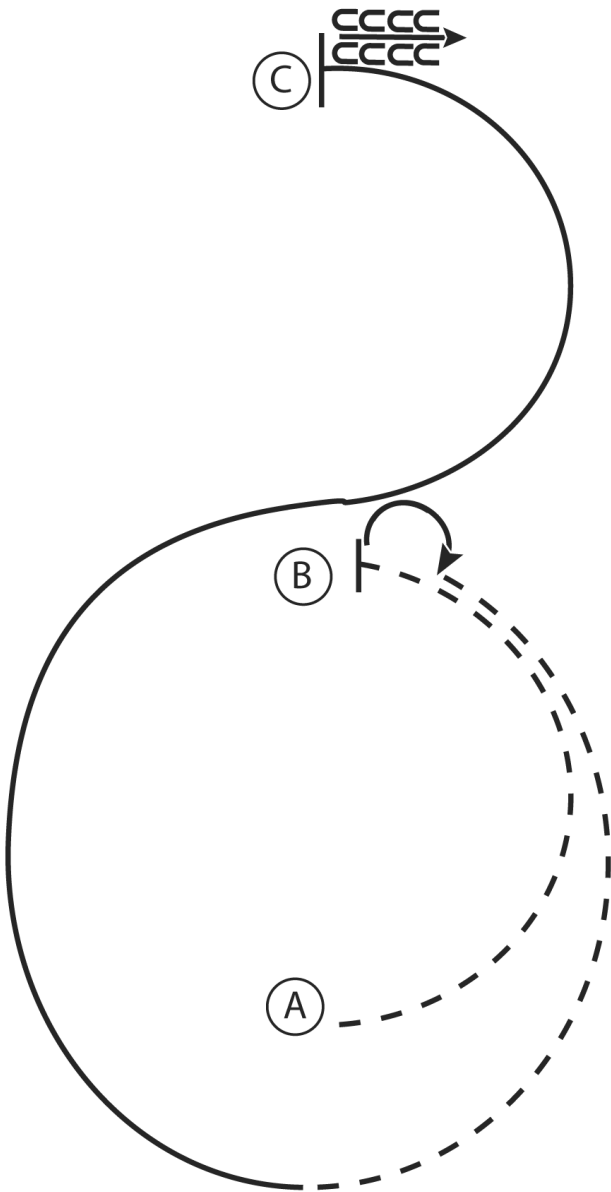
## Jackpot Equitation

Show Date: 07-05-2025

www.HorseShowPatterns.com

www.HorseShowPatterns.com

1. Posting trot half circle A to B
2. At B stop and perform a 180 degree turn to the right on the forehand
3. Posting trot half circle B to A
4. At A canter a half circle to B on the left lead
5. At B maintain the left lead in a half circle to C
6. At C stop and back 4 steps



Walk	.....
Trot	-----
Extended Trot	-----
Canter	=====
Leg Yield	
Lead Change	↗↘
Back	←←←←
Marker	(B)
Sidepass	←←←←

[HSE/2-7]

Pattern Provided by:  
*Christina DeSota*

# Blue Water Horseman's Association

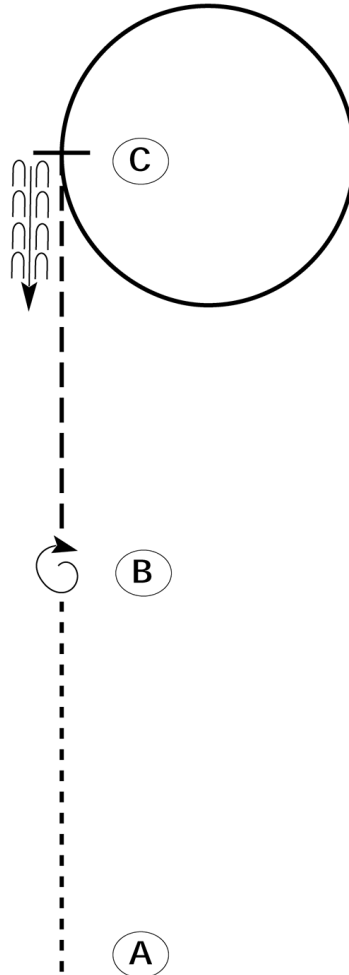
## Western Horsemanship Classes 32 -34

Show Date: 07-05-2025

Be ready at A.

1. Walk from A to B.
2. Stop at B and perform a 360 degree turn to the right.
3. Jog to C.
4. Even with C, lope a circle to the right on the right lead.
5. Stop at C and back one horse length.

Follow the instructions of your ring steward.



Walk	-----
Jog	-----
Extended Jog	-----
Lope	-----
Leg Yield	
Lead Change	---/---
Back	←←←←←
Marker	ⓑ
Sidepass	←-----→

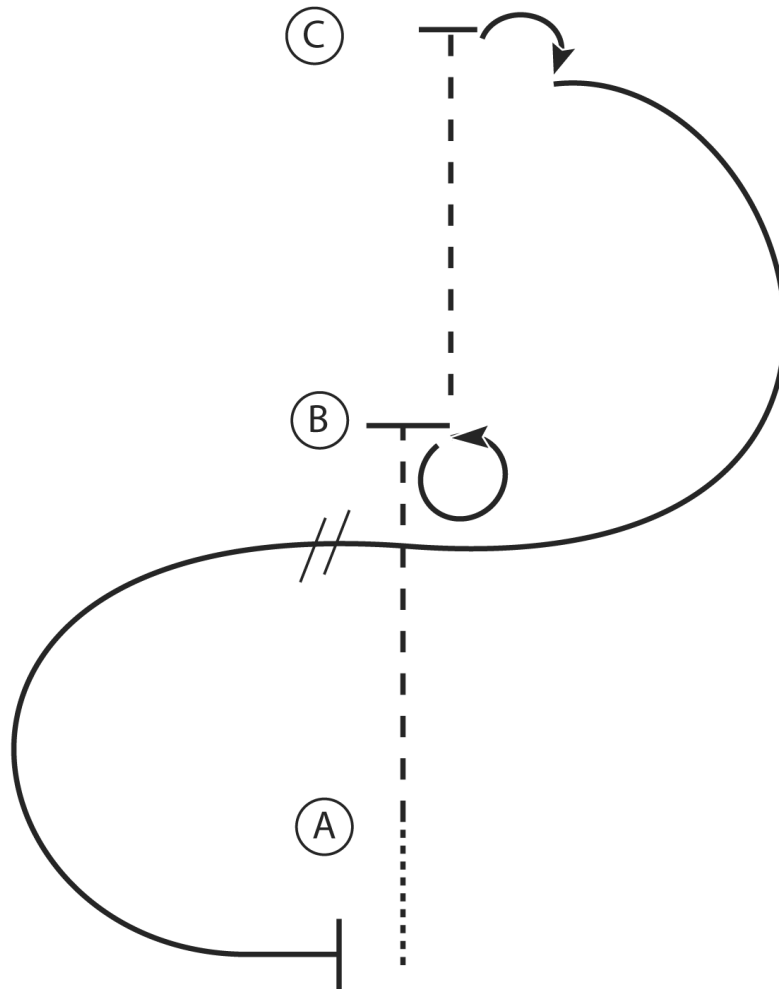
[WH/1-47]

Pattern Provided by:  
*Christina DeSota*

# Blue Water Horseman's Association

## Western Horsemanship (Horsemanship Jackpot)

Show Date: 07-05-2025



1. Walk to A
2. Jog A to B
3. Stop at B and perform a 360 degree turn to the left
4. Jog B to C
5. Stop at C and perform a 90 degree turn to the right
6. Lope a half circle to B on the right lead
7. At B perform a lead change and lope a half circle to A on the left lead
8. Stop at A

Walk	.....
Jog	-----
Extended Jog	-----
Lope	=====
Leg Yield	
Lead Change	
Back	
Marker	(B)
Sidepass	

[WH/2-30]

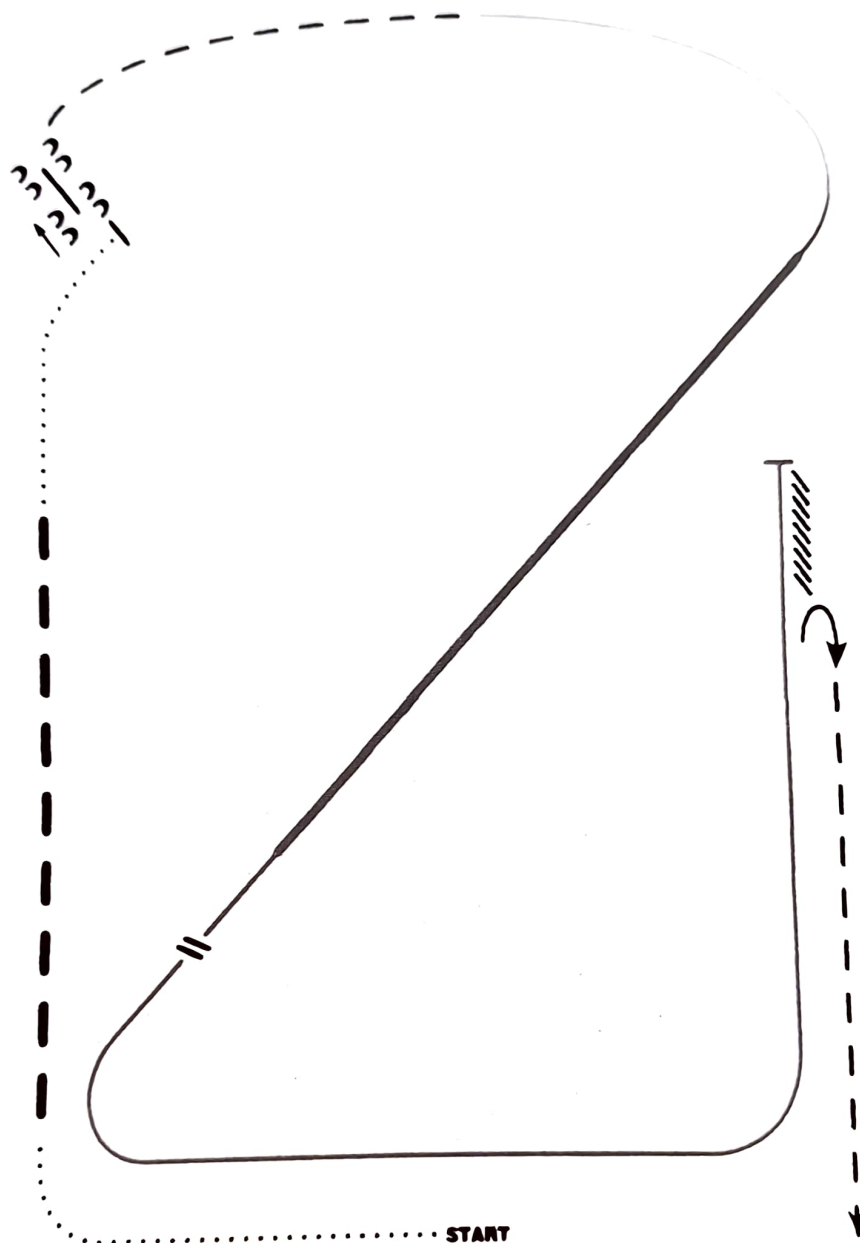
Pattern Provided by:  
*Christina DeSota*



# RANCH RIDING - PATTERN 10

## LEGEND

—	Walk
· · ·	Extended Walk
—	Trot
—	Extended Trot
—	Lope
—	Extended Lope
////	Bank
//	Lead Change



1. Walk
2. Extended trot
3. Walk
4. Stop, side pass left over log
5. Trot
6. Lope right lead
7. Extended lope right lead
8. Collect lope and change leads (simple or flying)
9. Lope left lead
10. Stop and back
11. 1/2 turn right
12. Trot